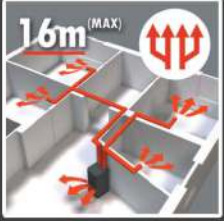


SLIMQUADRO 11

CRISTALLO



(Optional)



Il pannello controllo sul fianco
Side control panel



- Cristallo bianco
- Cristallo bordeaux
- Cristallo nero

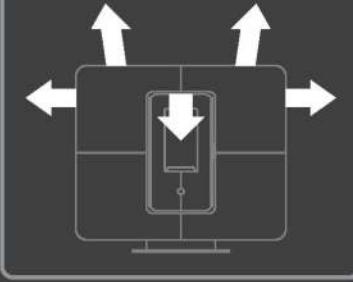
mm kW kg

992x1109x300 3.1-11** 190 0.7-2.2* 17 36



MULTI-WAY AIR SYSTEM

SISTEMA DI CANALIZZAZIONE MULTI DIREZIONALE
MULTI-WAY DUCTING AIR SYSTEM



4 YEARS

MULTI-WAY AIR SYSTEM

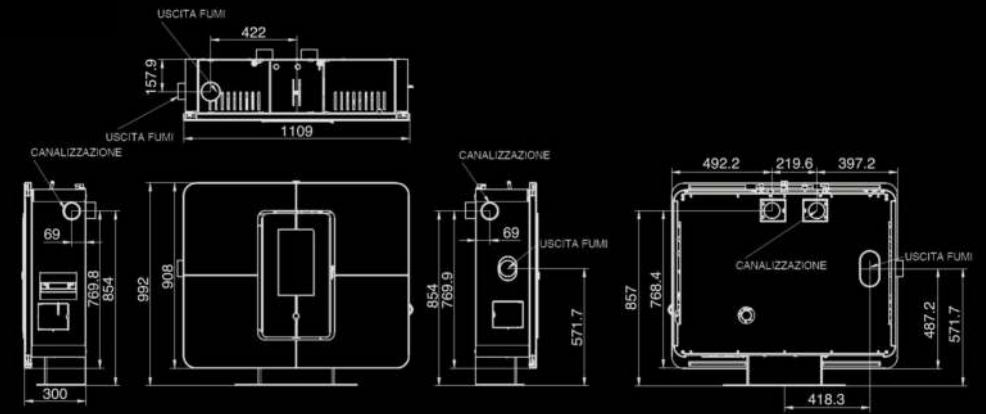
PH SYSTEM PASSIVHAUS



DESIGN SALVA SPAZIO
SPACE-SAFE DESIGN

Product protected by design and utility patent

SLIMQUADRO 11KW



mm kW kg rnd %

992x1109x300 324 190 90,3** 12 ● 80 17 0.7-2.2** 65-130 3.1-11** ● opt 36 ● ● ● ● opt